

Barbara B. Rose Elementary School



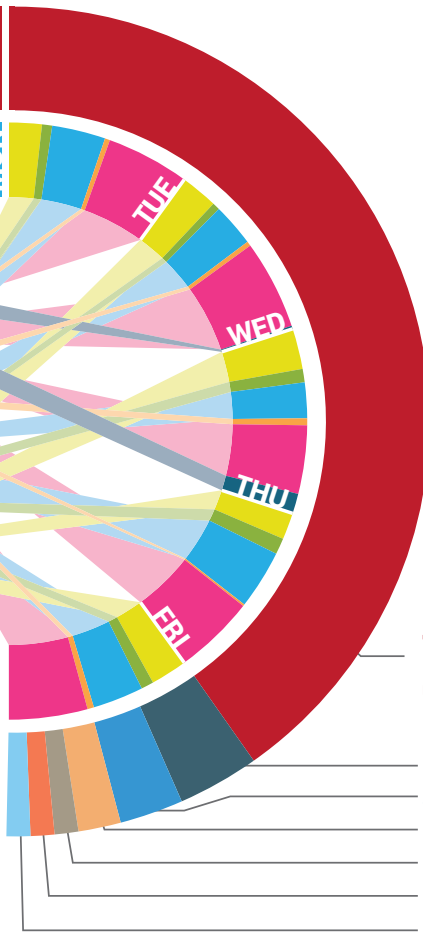
BLUEPRINT 220

A future-ready facilities plan

Barbara B. Rose Elementary School was built in 1998 on a 30-acre site. The school's gross square footage is 61,500 square feet, with an overall capacity of 549 students.

PERCENTAGE OF TIME SPENT AT A LOCATION IN A MODALITY

- 3% TWO CLASSES
- 42% WHOLE CLASS
- 3% LARGE GROUP
- 28% SMALL GROUP
- 8% PAIRS
- 16% INDEPENDENT



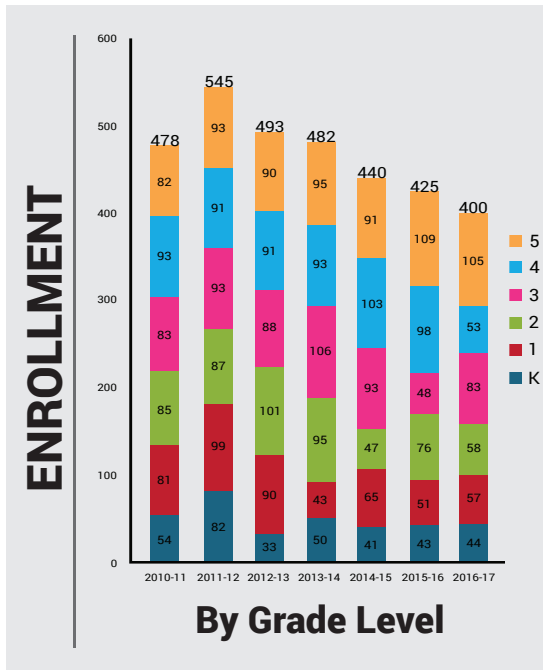
Over the month of January, the DLR Group team assessed each building noting deficiencies in material finish and code compliance. The team also shadowed a student for a day to see the variety of learning modalities used. At day's end, an all staff meeting was held where faculty gave input about the strengths and weaknesses of the building. Data collected from these visits | meetings is shown in the above diagrams.

TOP 5 TAKE-AWAYS

- LISTENING TOUR**
- 1 Sliding windows do not operate
 - 2 Operable walls are hard to move, cause acoustical issues
 - 3 Sun is difficult to control in Library and Multi-Purpose
 - 4 Building feels drafty
 - 5 Prefer furniture with wheels

- BUILDING CONDITION**
- 1 Mechanical chiller is at end of expected service life
 - 2 Vertical CMU crack at most corners - lack of movement joint
 - 3 Replace mechanical controls and pumps
 - 4 Rust at stair stringers
 - 5 Staining on exterior stucco / brick

- 77% CLASSROOM
- 6% GYM
- 5% CAFETERIA
- 3% OUTDOORS
- 2% MUSIC
- 2% ART
- 2% LIBRARY



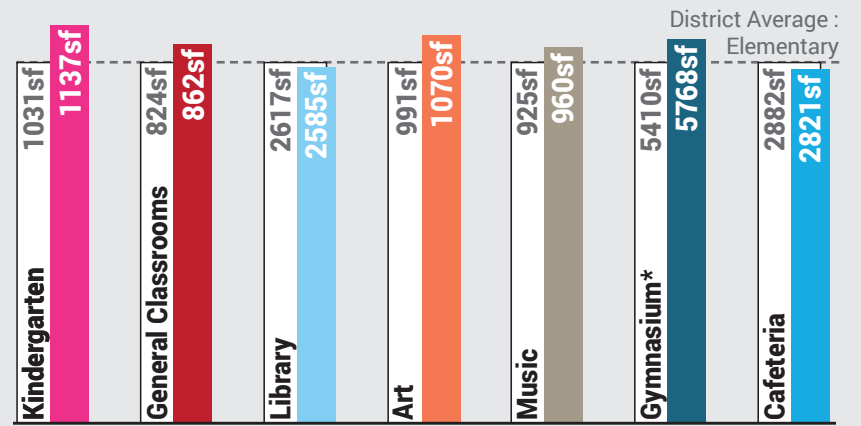
Current : 394
 2017-18 : 392
 2019-20 : 428

Capacity per SF : 549*
 Capacity per District Guidelines : 506
 Post-2020 : Levels off

* This capacity value is a measurement of students per square foot per State of Illinois guidelines and indicates the relative number of students that may be present at any one time. This may or may not directly correlate to the total enrollment when considering half day programs and other program offerings. The Blueprint 220 process will determine the facility's ability to support District goals and program offerings.

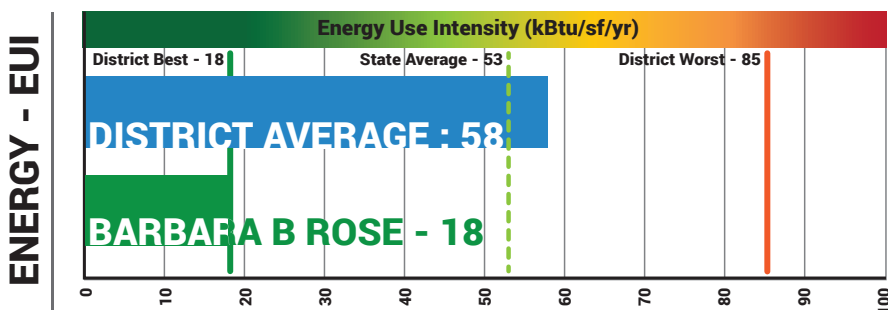
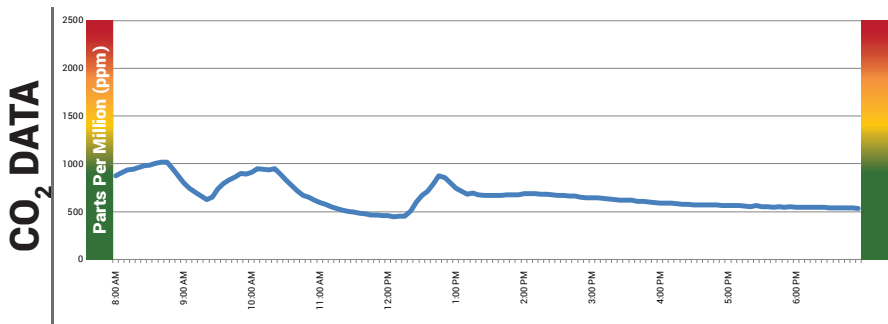
New Developments:
 Anthony Iatarola Property from January 2017 Kasarda Report

AREA COMPARISON



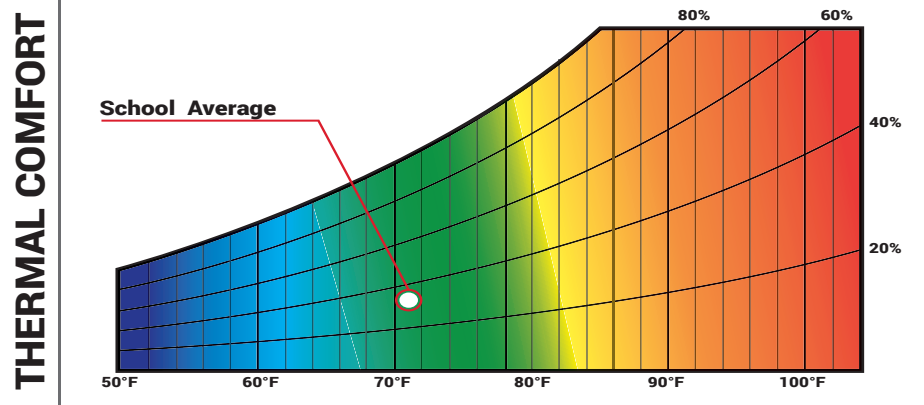
157 square feet per student : 149 square feet per student
 Barbara B Rose Elementary : 2015 National Low Quartile*

* This comparison notes the difference between Barbara B Rose's area per student in comparison to the current National average as noted in the 2015 School Construction Report. The Blueprint 220 process will produce outcomes pertinent to the District as a whole. This is just one metric to compare space.



Did you know . . .

- 52% are "Too Hot" in Summer
- Many complaints about not being able to open windows
- Occupants claim allergies are triggered at school
- Has the lowest energy use in the District



How is this information collected?

The DLR Group team collected data through the use of an environmental sensor. The sensor was placed in a predetermined room where it took in data from one to five days. The data was then analyzed using Excel.

