

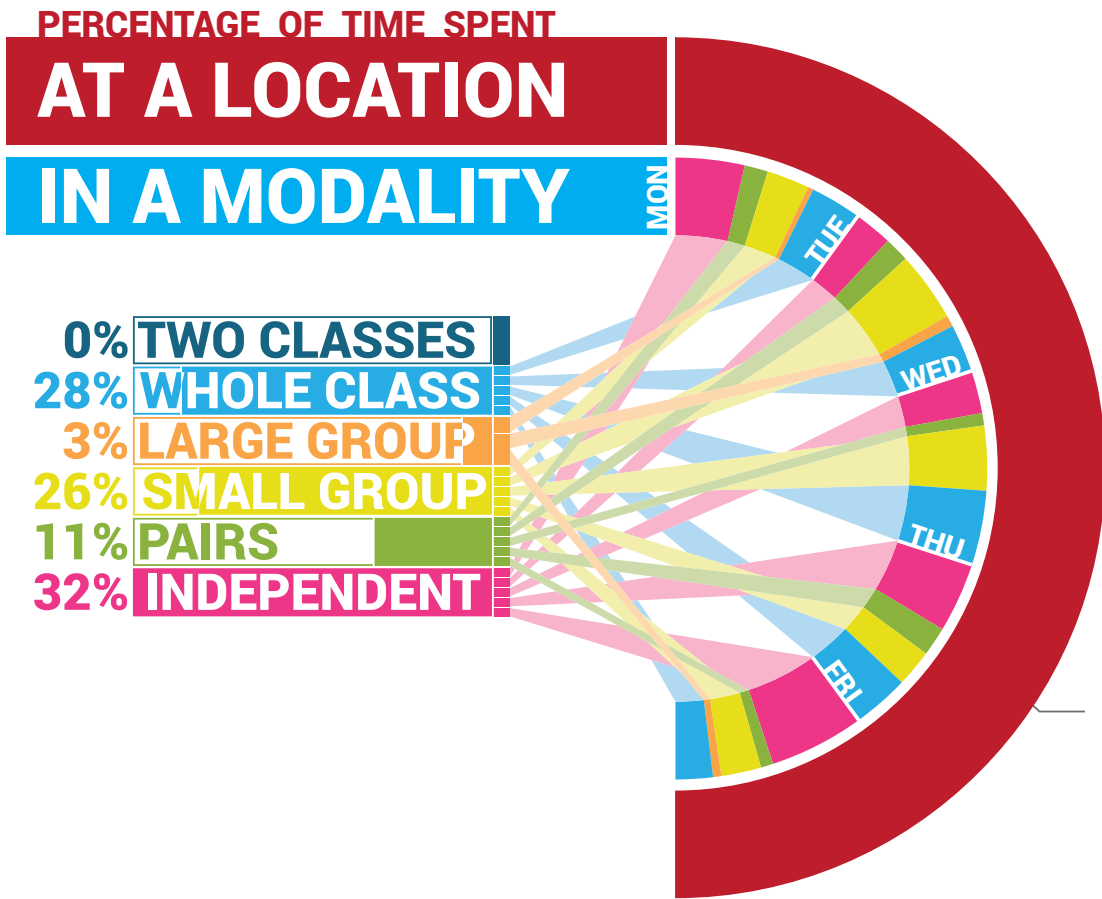
Barrington Middle School Station Campus



BLUEPRINT 220

A future-ready facilities plan

Station Middle School was built in 1966 with an addition in 2009 on a 20-acre site. The school's gross square footage is 126,300 square feet, with an overall capacity of 921 students. There are 6 mobile classrooms on site.



TOP 5 TAKE-AWAYS

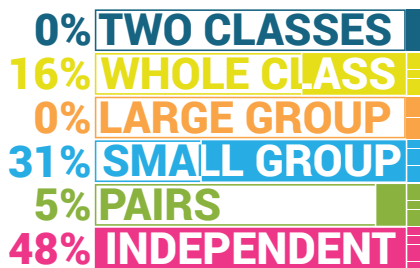
- LISTENING TOUR**
- 1 Crowded in the hallways
 - 2 Lacking flexible group setting to learn
 - 3 Lighting control is limited - only one switch
 - 4 Stage not adequate for performances
 - 5 Operable walls create poor acoustics

100%
CLASSROOM

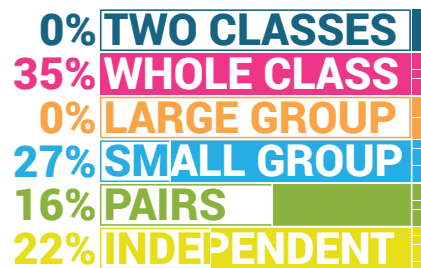
- BUILDING CONDITION**
- 1 Single pane windows in Pod A, B, C
 - 2 Mechanical roof top units are at expected service life
 - 3 No scupper / downspouts - water sheet flows onto corten steel siding
 - 4 Deteriorated cold / hot water piping
 - 5 Damaged finishes on classroom walls and operable partitions

As a part of the Phase 1 process, to better understand how teaching and learning is happening today, we observed and had classroom activities logged according to the percentages of time spent in any one type of grouping or modality. This provides baseline information for our discussions moving forward into Phase 2 and will help determine what changes, if any, may be necessary in the facilities to best support your pedagogical goals.

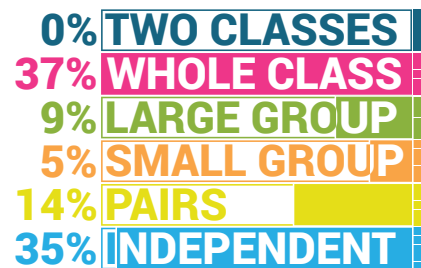
Math



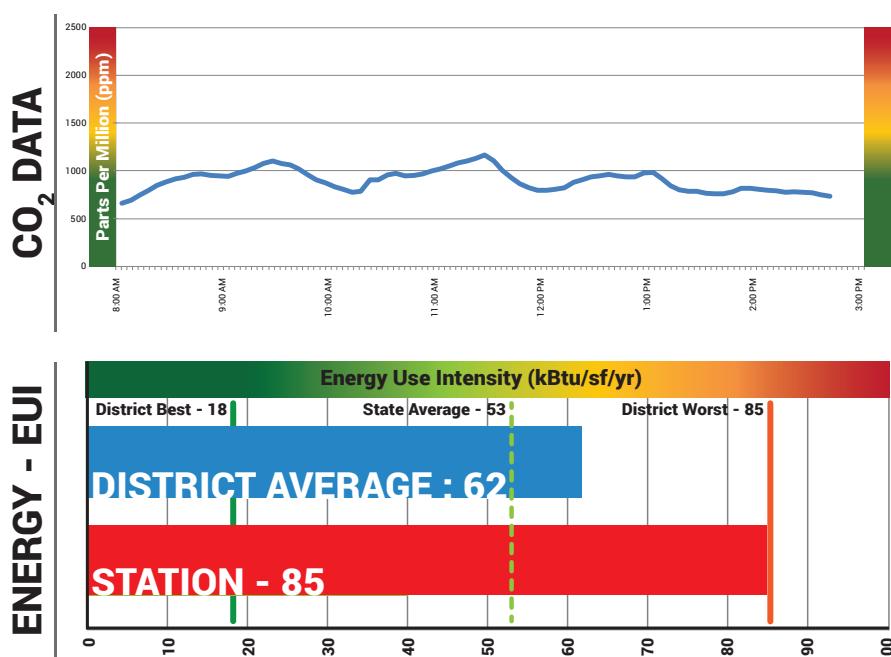
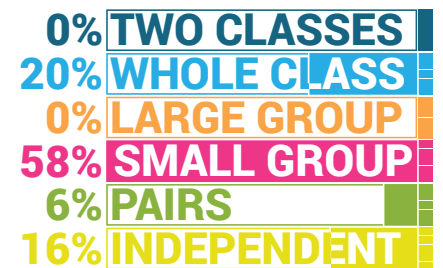
Science



Humanities

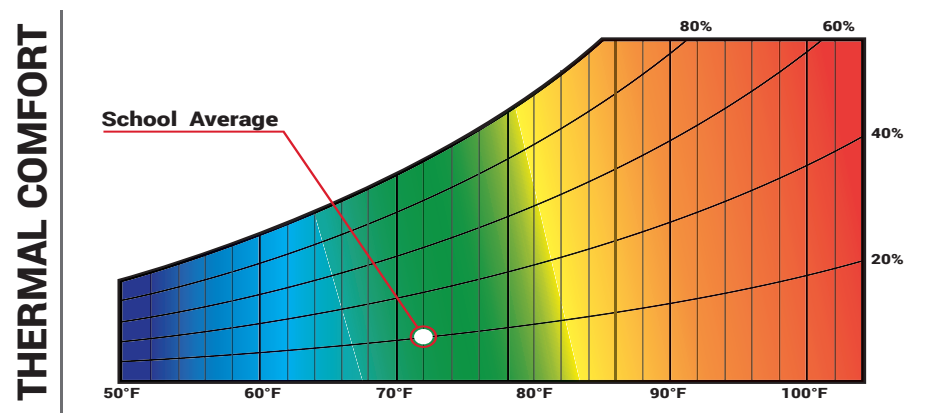


STEM




Did you know . . .

- 65% of occupants are "Too Cold" in Winter
- Most classrooms have only one light switch
- "I can hear my neighbors' lessons clearly in my classroom"



How is this information collected?

The DLR Group team collected data through the use of an environmental sensor. The sensor was placed in a predetermined room where it took in data from one to five days. The data was then analyzed using Excel.

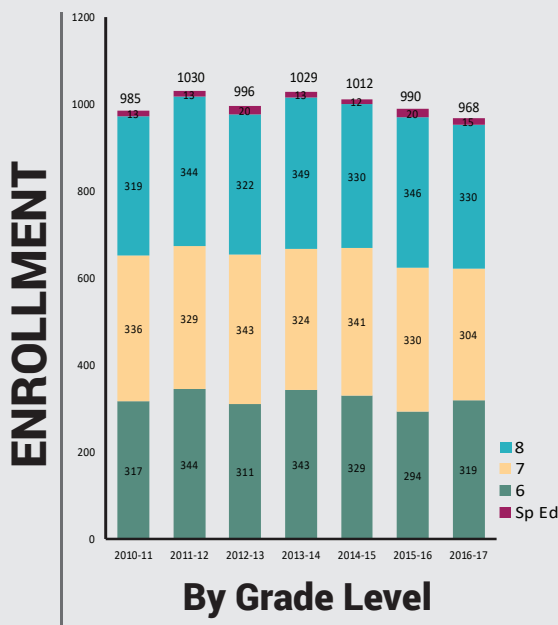


Barrington Middle School Station Campus



BLUEPRINT 220

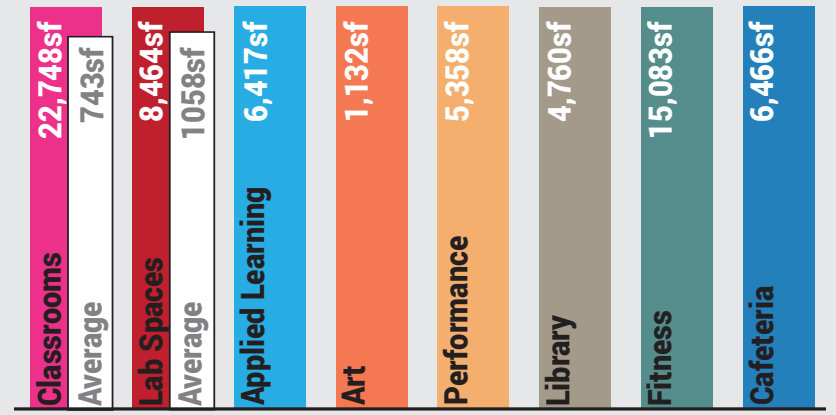
A future-ready facilities plan



Current : **968**—
 2017-18 : **953**↓
 2019-20 : **931**↓
 Capacity : **921***
 Portables : **139**
 Post-2020 : **Rises Slightly**

* This capacity value is a measurement of students per square foot per State of Illinois guidelines and indicates the relative number of students that may be present at any one time. This may or may not directly correlate to the total enrollment when considering program offerings. This number is also independent from the presence of mobile classrooms. The Blueprint 220 process will determine the facility's ability to support district goals and program offerings.

AREA COMPARISON



131 square feet per student : **147** square feet per student
 Station Middle School : 2015 National Low Quartile*

* This comparison notes the difference between Station's area per student in comparison to the current National average as noted in the 2015 School Construction Report. The Blueprint 220 process will produce outcomes pertinent to the District as a whole. This is just one metric to compare space.

Floor Plan Key

- Commons
- Fitness
- Library
- Fine Arts
- Performance Arts
- Applied Learning
- Labs
- General Classrooms
- Special Education

